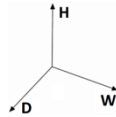


BAT 12 VRLA Battery Bank



Maintenance free lead AGM, VRLA technology

Output: 24 VDC 12 Ah

Protection: Fuse

Connection with screws

Short circuit Protection

IP20

Wall Mount with screws

Feature

Battery Bank for DC-UPS "All In One". Lead AGM, VRLA technology, maintenance-free lead-acid batteries with serial fuse. Simple connection with screws for Wall mount.

Technical Data

Nominal Input Voltage	24 VDC
Battery Type (tpy)	Lead AGM 12 Ah
Dimension (WxHxD)	98x95x151 mm
Protection Fuse	Flat type Mini 25 A
Recovery Fuse	Flat type Mini 25 A

Charging Data

End-of-charge Voltage (trickle charge) 20°C	27.5 VDC
End-of-charge Voltage (trickle charge) 30°C	26.8 VDC
End-of-charge Voltage (trickle charge) 40°C	26.1 VDC
End-of-charge Voltage (Cycle use) 0 - 40°C	28.8 VDC
Max. permissible charging current	3.6 A
Max. permissible charging current (Cycle use)	2.4 A

Discharging Data

Battery disconnection from CBI	< 19 VDC
Max. permissible Discharging current	25 A
Self-discharge rate at 20 °C	15% x month

General Data

Protection Degree (EN/IEC 60529)	IP 20
Protection Class	III
Connection Terminal Block Screw Type	0.5-16 mm² (20-6 AWG)
Dimension (WxHxD)	205x201x107 mm
Weight	8.9 kg
DIN Rail	No
Wall mount	Yes

Climatic Data

Ambient Temperature operation	0 ... 40 °C
Ambient Temperature Storage	0 ... 40 °C
Humidity at 25 °C, no condensation	95 %

Norms and certifications

The CE mark in According to EMC Directive 2014/30/UE and Low voltage Directive 2014/35/UE.

Electrical Safety

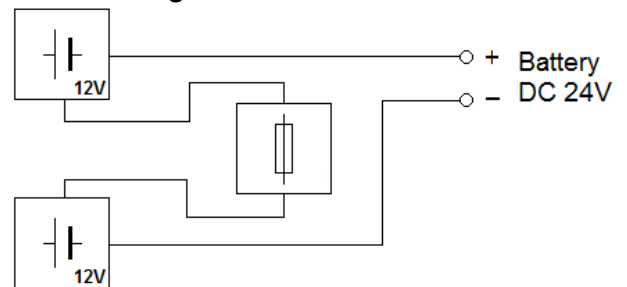
In compliance to UL508, EN IEC 61010-2-201:2018
According to EN 60950-1/VDE 0805 (SELV) and EN 50178/VDE 0160 (PELV).

EN IEC 62368-1: 2014/AC:2015

Buffering time (min)

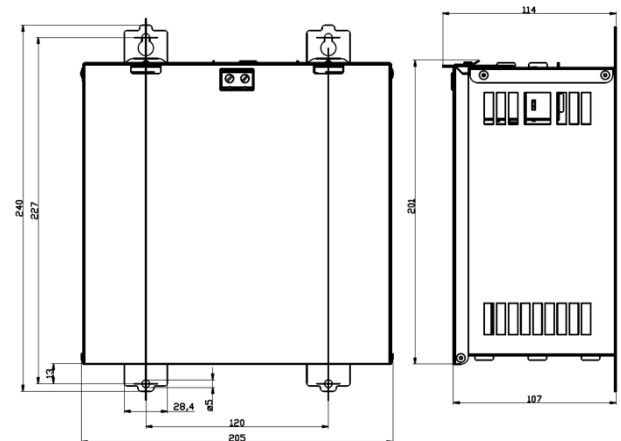
Battery Size	1.3 Ah	3 Ah	7 Ah	12 Ah
Load 1.5 A	20	60	200	400
Load 3 A	5	30	120	240
Load 5 A	1.5	15	55	100
Load 7.5 A	No	10	30	60
Load 10 A	No	7	20	45
Load 12 A	No	3	12	30
Load 15 A	No	No	9	20
Load 20 A	No	No	7	13

Electrical Diagram



Drawings

Wall Mount



Accessory

Protection Fuse Flat Type Mini 25 A

