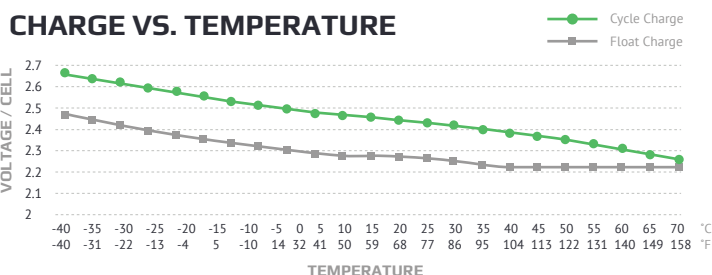


SPECIFICATION		
Nominal Voltage	12V	
Rated Capacity (10 hour rate)	180 AH	
Dimension	Total Height (top of terminal)	224 mm (8.8")
	Height	219 mm (8.6")
	Length	522 mm (20.6")
	Width	240 mm (9.5")
Weight	Approximately 59 kg / 130.1 lbs	
Capacity 25°C (77°F)	120 hour rate (1.8A)	216 AH
	20 hour rate (9.5A)	190 AH
	10 hour rate (18)	180 AH
Internal Resistance	Fully charged Battery 25°C (77°F)	< 3mΩ
Self-Discharge 25°C (77°F)	Capacity after 3 month storage	95%
	Capacity after 6 month storage	85%
	Capacity after 12 month storage	80%
Max Discharge Current 25°C (77°F)	1800 A (5s)	
Terminal	Standard	M8 (20)
	Optional	
Charging (constant voltage)	Cycle	Initial Charging Current 54A 14.7V / 25°C (77°F)
	Float	13.6V / 25°C (77°F)



DISCHARGE CURRENT AND END VOLTAGE	
Discharge current (A)	End voltage (V)
0.05C or below or Intermittent discharge	11.4
0.05C of current close to it	11.1
0.1C of current close to it	10.8
0.2C of current close to it	10.5
From 0.2C to 0.5C	10.2
From 0.5C to 1C	9.6
From 1C to 3C	9.0
Current in excess of 3C	7.8

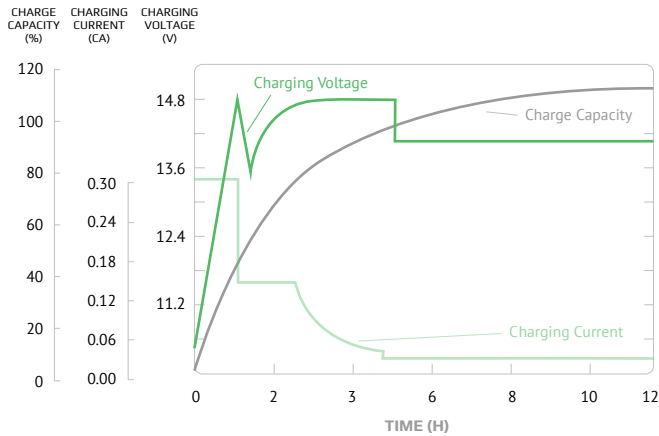


CELL CHARGE VOLTAGE VS. TEMPERATURE CHART																							
Temperature (°C)	-40	-35	-30	-25	-20	-15	-10	-5	0	5	10	15	20	25	30	35	40	45	50	55	60	65	70
Temperature (°F)	-40	-31	-22	-13	-4	5	14	23	32	41	50	59	68	77	86	95	104	113	122	131	140	149	158
Cycle Charge	2.66	2.64	2.62	2.60	2.58	2.56	2.54	2.52	2.50	2.48	2.47	2.47	2.45	2.45	2.43	2.41	2.39	2.37	2.35	2.33	2.31	2.29	2.27
Float Charge	2.46	2.44	2.42	2.42	2.38	2.36	2.34	2.32	2.31	2.30	2.29	2.29	2.29	2.27	2.26	2.24	2.23	2.23	2.23	2.23	2.23	2.23	2.23

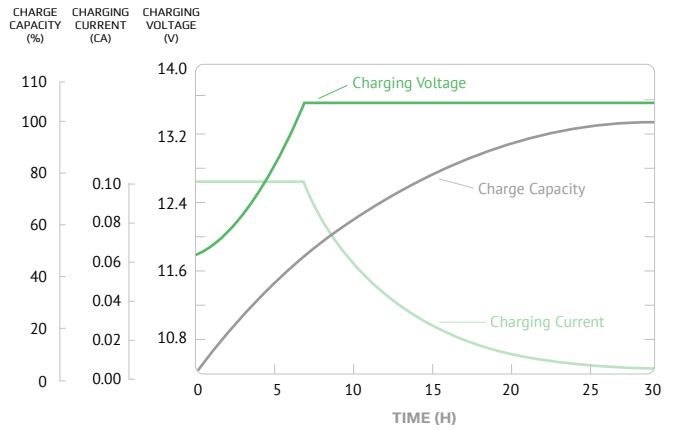
CONSTANT CURRENT DISCHARGE CHARACTERISTICS: UNITS AMPERES 25°C (77°F)															
End Cell Voltage	5 min	15 min	30 min	45 min	1h	2h	3h	4h	5h	6h	8h	10h	12h	20h	24h
1.60V	660.53	349.56	211.21	153.98	124.02	71.06	51.61	40.47	34.52	29.34	22.37	18.62	15.63	10.18	8.31
1.67V	613.87	338.11	208.08	152.93	123.80	70.75	50.67	40.27	34.02	29.13	22.34	18.42	15.61	10.14	8.28
1.70V	607.61	332.93	205.99	150.86	122.78	70.13	50.36	40.05	33.50	28.82	22.27	18.42	15.56	10.11	8.27
1.75V	556.63	322.49	203.94	149.83	120.69	68.77	50.15	39.55	33.19	28.61	22.16	18.21	15.48	10.07	8.26
1.80V	499.39	301.68	195.59	145.66	117.57	67.73	49.94	39.43	32.77	28.30	22.06	18.00	15.40	9.73	8.24
1.83V	477.36	276.77	192.49	140.47	112.37	67.11	47.96	37.77	32.05	27.26	21.59	17.27	14.77	9.62	8.13
1.85V	447.34	268.42	180.00	135.26	109.24	64.40	46.72	37.25	31.22	26.36	21.33	17.06	14.57	9.52	8.06

DISCHARGE DATA WITH CONSTANT POWER UNITS: WATTS PER CELL 25°C (77°F)															
End Cell Voltage	5 min	15 min	30 min	45 min	1h	2h	3h	4h	5h	6h	8h	10h	12h	20h	24h
1.60V	1103.75	613.79	395.32	288.17	231.82	134.20	98.10	77.71	65.64	56.39	43.49	36.00	30.27	20.18	16.54
1.67V	1050.71	604.42	379.34	286.09	231.99	134.20	96.85	77.61	65.64	56.28	43.49	35.89	30.27	20.18	16.54
1.70V	1044.47	600.26	379.16	286.09	229.90	133.16	96.65	77.32	64.60	55.87	43.17	35.58	29.96	20.08	16.54
1.75V	972.69	592.97	379.58	286.09	228.87	132.12	96.44	77.19	64.40	55.45	42.96	35.34	29.96	20.08	16.44
1.80V	892.61	562.80	371.39	280.88	227.83	132.12	96.33	76.98	63.98	55.45	42.86	35.16	29.96	19.56	16.44
1.83V	861.38	517.04	368.28	272.56	218.47	131.08	93.63	74.38	63.25	53.68	42.86	34.12	29.94	19.35	16.33
1.85V	797.92	505.59	342.26	262.18	212.23	127.96	91.03	73.45	61.48	52.64	41.20	33.81	28.92	19.14	16.23

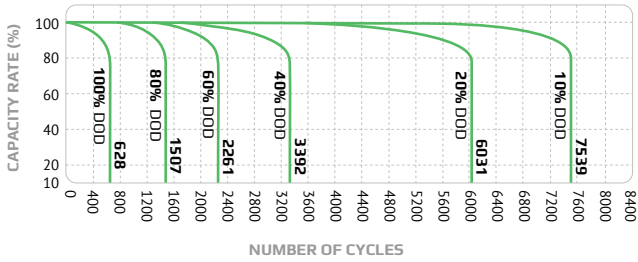
REGULAR CYCLE CHARGE CHARACTERISTICS 25°C (77°F).



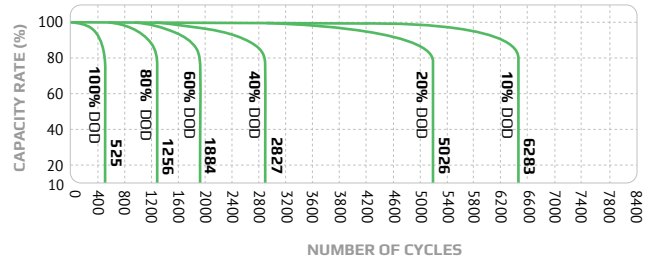
FLOATING CHARACTERISTICS 25°C (77°F).



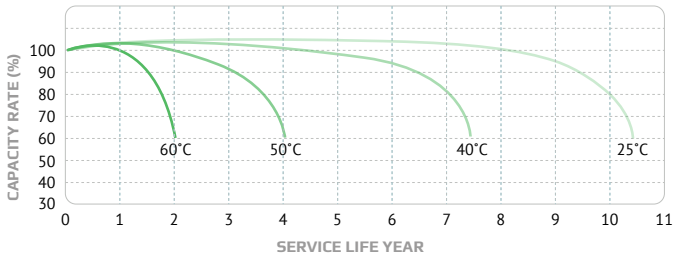
CYCLE LIFE CURVE GRAPH 25°C (77°F).



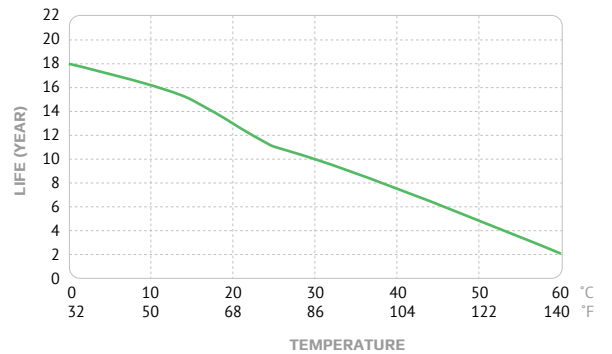
CYCLE LIFE CURVE GRAPH 40°C (104°F).



TEMPERATURE & FLOAT SERVICE LIFE.



FLOAT SERVICE LIFE CURVE GRAPH.



TEMPERATURE & DISCHARGE CAPACITY.

