


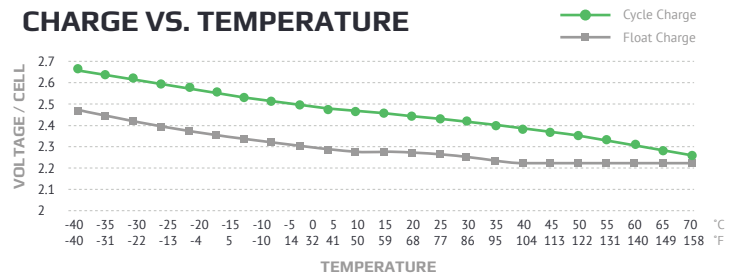
SPECIFICATION		
Nominal Voltage	12V	
Rated Capacity (10 hour rate)	55 AH	
Dimension	Total Height (top of terminal)	215 mm (8.5")
	Height	215 mm (8.5")
	Length	229 mm (9")
	Width	138 mm (5.4")
Weight	Approximately 16.9 kg / 37.3 lbs	
Capacity 25°C (77°F)	120 hour rate (0.55A)	66 AH
	20 hour rate (3.0A)	60 AH
	10 hour rate (5.5A)	55 AH
Internal Resistance	Fully charged Battery 25°C (77°F)	< 8mΩ
Self-Discharge 25°C (77°F)	Capacity after 3 month storage	95%
	Capacity after 6 month storage	85%
	Capacity after 12 month storage	80%
Max Discharge Current 25°C (77°F)	550 A (5s)	
Terminal	Standard	M6 (16)
	Optional	
Charging (constant voltage)	Cycle	Initial Charging Current 16.5A 14.7V / 25°C (77°F)
	Float	13.6V / 25°C (77°F)



### DISCHARGE CURRENT AND END VOLTAGE

Discharge current (A)	End voltage (V)
0.05C or below or Intermittent discharge	11.4
0.05C of current close to it	11.1
0.1C of current close to it	10.8
0.2C of current close to it	10.5
From 0.2C to 0.5C	10.2
From 0.5C to 1C	9.6
From 1C to 3C	9.0
Current in excess of 3C	7.8

### CHARGE VS. TEMPERATURE

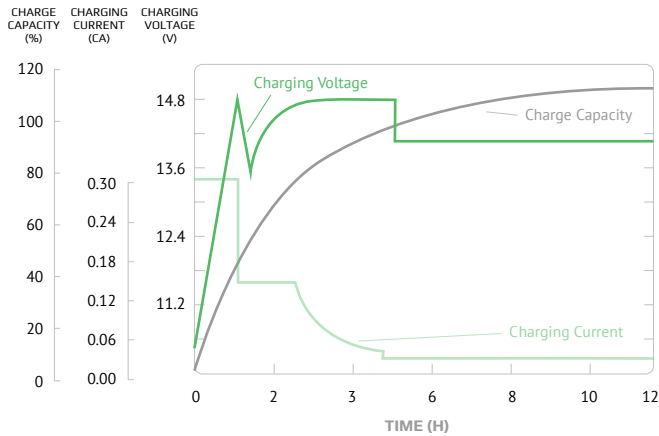


CELL CHARGE VOLTAGE VS. TEMPERATURE CHART																							
Temperature (°C)	-40	-35	-30	-25	-20	-15	-10	-5	0	5	10	15	20	25	30	35	40	45	50	55	60	65	70
Temperature (°F)	-40	-31	-22	-13	-4	5	14	23	32	41	50	59	68	77	86	95	104	113	122	131	140	149	158
Cycle Charge	2.66	2.64	2.62	2.60	2.58	2.56	2.54	2.52	2.50	2.48	2.47	2.47	2.45	2.45	2.43	2.41	2.39	2.37	2.35	2.33	2.31	2.29	2.27
Float Charge	2.46	2.44	2.42	2.42	2.38	2.36	2.34	2.32	2.31	2.30	2.29	2.29	2.29	2.27	2.26	2.24	2.23	2.23	2.23	2.23	2.23	2.23	2.23

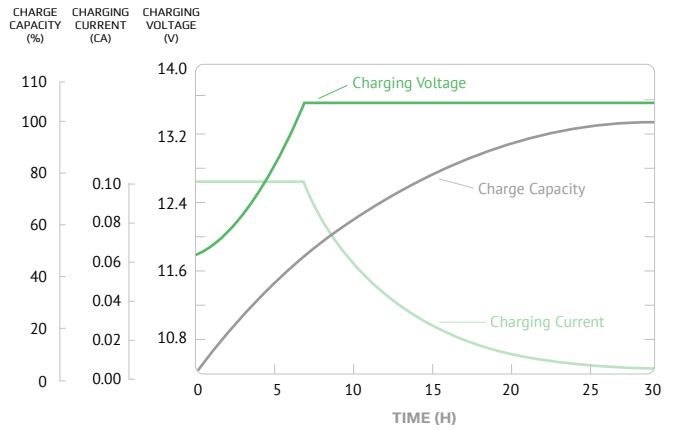
CONSTANT CURRENT DISCHARGE CHARACTERISTICS: UNITS AMPERES 25°C (77°F)															
End Cell Voltage	5 min	15 min	30 min	45 min	1h	2h	3h	4h	5h	6h	8h	10h	12h	20h	24h
1.60V	201.83	106.81	64.54	47.05	37.90	21.71	15.77	12.37	10.55	8.97	6.84	5.69	4.78	3.11	2.54
1.67V	187.57	103.31	63.58	46.73	37.83	21.62	15.48	12.30	10.40	8.90	6.83	5.63	4.77	3.10	2.53
1.70V	185.66	101.73	62.94	46.10	37.52	21.43	15.39	12.24	10.24	8.81	6.80	5.63	4.75	3.09	2.53
1.75V	170.08	98.54	62.32	45.78	36.88	21.01	15.32	12.08	10.14	8.74	6.77	5.56	4.73	3.08	2.52
1.80V	152.59	92.18	59.76	44.51	35.92	20.70	15.26	12.05	10.01	8.65	6.74	5.50	4.71	2.97	2.52
1.83V	145.86	84.57	58.82	42.92	34.34	20.51	14.66	11.54	9.79	8.33	6.60	5.28	4.51	2.94	2.49
1.85V	136.69	82.02	55.00	41.33	33.38	19.68	14.27	11.38	9.54	8.05	6.52	5.21	4.45	2.91	2.46

DISCHARGE DATA WITH CONSTANT POWER UNITS: WATTS PER CELL 25°C (77°F)															
End Cell Voltage	5 min	15 min	30 min	45 min	1h	2h	3h	4h	5h	6h	8h	10h	12h	20h	24h
1.60V	337.26	187.55	120.79	88.05	70.83	41.01	29.98	23.75	20.06	17.23	13.29	11.00	9.25	6.17	5.05
1.67V	321.05	184.69	115.91	87.42	70.89	41.01	29.59	23.71	20.06	17.20	13.29	10.97	9.25	6.17	5.05
1.70V	319.14	183.41	115.85	87.42	70.25	40.69	29.53	23.63	19.74	17.07	13.19	10.87	9.15	6.13	5.05
1.75V	297.21	181.19	115.98	87.42	69.93	40.37	29.47	23.59	19.68	16.94	13.13	10.80	9.15	6.13	5.02
1.80V	272.74	171.97	113.48	85.83	69.62	40.37	29.44	23.52	19.55	16.94	13.10	10.74	9.15	5.98	5.02
1.83V	263.20	157.98	112.53	83.28	66.75	40.05	28.61	22.73	19.33	16.40	13.10	10.43	9.00	5.91	4.99
1.85V	243.81	154.49	104.58	80.11	64.85	39.10	27.81	22.44	18.79	16.08	12.59	10.33	8.84	5.85	4.96

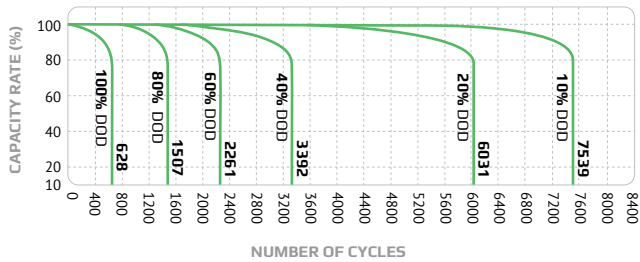
### REGULAR CYCLE CHARGE CHARACTERISTICS 25°C (77°F).



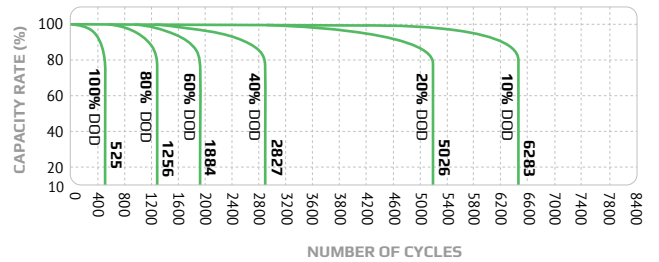
### FLOATING CHARACTERISTICS 25°C (77°F).



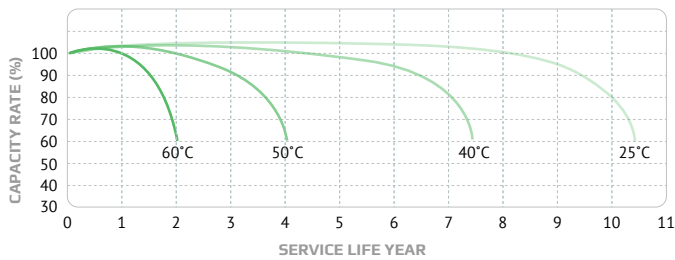
### CYCLE LIFE CURVE GRAPH 25°C (77°F).



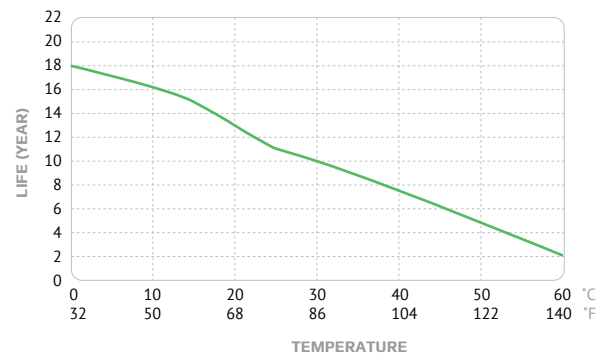
### CYCLE LIFE CURVE GRAPH 40°C (104°F).



### TEMPERATURE & FLOAT SERVICE LIFE.



### FLOAT SERVICE LIFE CURVE GRAPH.



### TEMPERATURE & DISCHARGE CAPACITY.

