


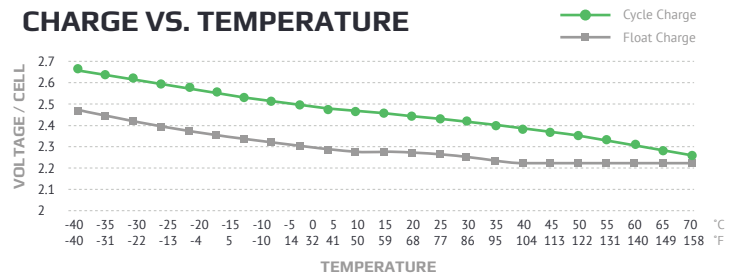
SPECIFICATION		
Nominal Voltage	12V	
Rated Capacity (10 hour rate)	18 AH	
Dimension	Total Height (top of terminal) Height Length Width	170 mm (6.7") 170 mm (6.7") 181 mm (7.1") 76 mm (3")
Weight	Approximately 5.9 kg / 13 lbs	
Capacity 25°C (77°F)	120 hour rate (200mA) 20 hour rate (1.0A) 10 hour rate (1.8A)	22 AH 20 AH 18 AH
Internal Resistance	Fully charged Battery 25°C (77°F)	< 12mΩ
Self-Discharge 25°C (77°F)	Capacity after 3 month storage Capacity after 6 month storage Capacity after 12 month storage	95% 85% 80%
Max Discharge Current 25°C (77°F)	180 A (5s)	
Terminal	Standard	M5 (10)
	Optional	
Charging (constant voltage)	Cycle	Initial Charging Current 5.4A 14.7V / 25°C (77°F)
	Float	13.6V / 25°C (77°F)



DISCHARGE CURRENT AND END VOLTAGE

Discharge current (A)	End voltage (V)
0.05C or below or Intermittent discharge	11.4
0.05C of current close to it	11.1
0.1C of current close to it	10.8
0.2C of current close to it	10.5
From 0.2C to 0.5C	10.2
From 0.5C to 1C	9.6
From 1C to 3C	9.0
Current in excess of 3C	7.8

CHARGE VS. TEMPERATURE

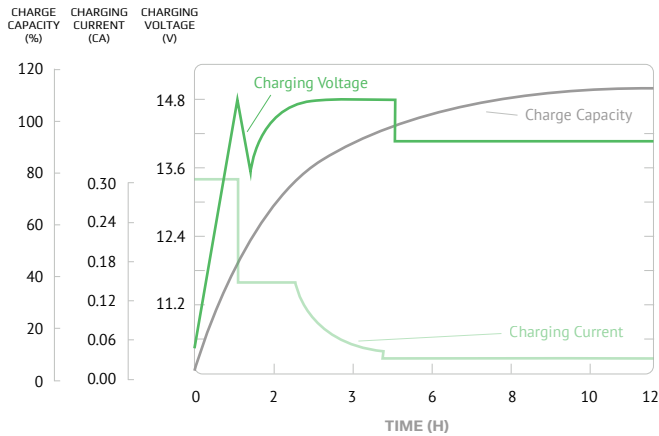


CELL CHARGE VOLTAGE VS. TEMPERATURE CHART																							
Temperature (°C)	-40	-35	-30	-25	-20	-15	-10	-5	0	5	10	15	20	25	30	35	40	45	50	55	60	65	70
Temperature (°F)	-40	-31	-22	-13	-4	5	14	23	32	41	50	59	68	77	86	95	104	113	122	131	140	149	158
Cycle Charge	2.66	2.64	2.62	2.60	2.58	2.56	2.54	2.52	2.50	2.48	2.47	2.47	2.45	2.45	2.43	2.41	2.39	2.37	2.35	2.33	2.31	2.29	2.27
Float Charge	2.46	2.44	2.42	2.42	2.38	2.36	2.34	2.32	2.31	2.30	2.29	2.29	2.29	2.27	2.26	2.24	2.23	2.23	2.23	2.23	2.23	2.23	2.23

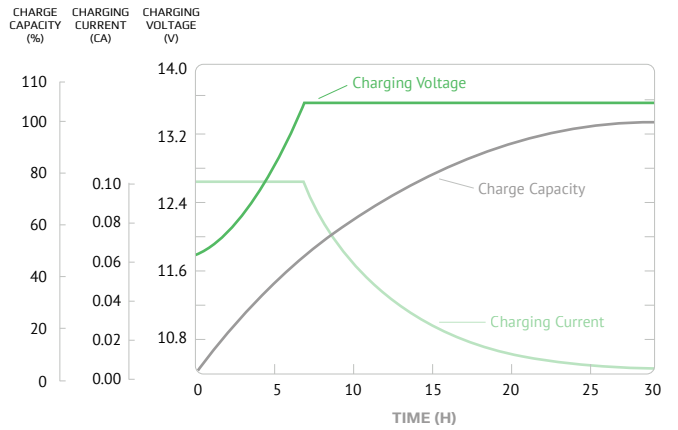
CONSTANT CURRENT DISCHARGE CHARACTERISTICS: UNITS AMPERES 25°C (77°F)															
End Cell Voltage	5 min	15 min	30 min	45 min	1h	2h	3h	4h	5h	6h	8h	10h	12h	20h	24h
1.60V	66.05	34.96	21.12	15.40	12.40	7.11	5.16	4.05	3.45	2.93	2.24	1.86	1.56	1.02	0.83
1.67V	61.39	33.81	20.81	15.29	12.38	7.08	5.07	4.03	3.40	2.91	2.23	1.84	1.56	1.01	0.83
1.70V	60.76	33.29	20.60	15.09	12.28	7.01	5.04	4.01	3.35	2.88	2.23	1.84	1.56	1.01	0.83
1.75V	55.66	32.25	20.39	14.98	12.07	6.88	5.01	3.96	3.32	2.86	2.22	1.82	1.55	1.01	0.83
1.80V	49.94	30.17	19.56	14.57	11.76	6.77	4.99	3.94	3.28	2.83	2.21	1.80	1.54	0.97	0.82
1.83V	47.74	27.68	19.25	14.05	11.24	6.71	4.80	3.78	3.20	2.73	2.16	1.73	1.48	0.96	0.81
1.85V	44.73	26.84	18.00	13.53	10.92	6.44	4.67	3.72	3.12	2.64	2.13	1.71	1.46	0.95	0.81

DISCHARGE DATA WITH CONSTANT POWER UNITS: WATTS PER CELL 25°C (77°F)															
End Cell Voltage	5 min	15 min	30 min	45 min	1h	2h	3h	4h	5h	6h	8h	10h	12h	20h	24h
1.60V	110.38	61.38	39.53	28.82	23.18	13.42	9.81	7.77	6.56	5.64	4.35	3.60	3.03	2.02	1.65
1.67V	105.07	60.44	37.93	28.61	23.20	13.42	9.69	7.76	6.56	5.63	4.35	3.59	3.03	2.02	1.65
1.70V	104.45	60.03	37.92	28.61	22.99	13.32	9.66	7.73	6.46	5.59	4.32	3.56	3.00	2.01	1.65
1.75V	97.27	59.30	37.96	28.61	22.89	13.21	9.64	7.72	6.44	5.54	4.30	3.53	3.00	2.01	1.64
1.80V	89.26	56.28	37.14	28.09	22.78	13.21	9.63	7.70	6.40	5.54	4.29	3.52	3.00	1.96	1.64
1.83V	86.14	51.70	36.83	27.26	21.85	13.11	9.36	7.44	6.33	5.37	4.29	3.41	2.94	1.94	1.63
1.85V	79.79	50.56	34.23	26.22	21.22	12.80	9.10	7.34	6.15	5.26	4.12	3.38	2.89	1.91	1.62

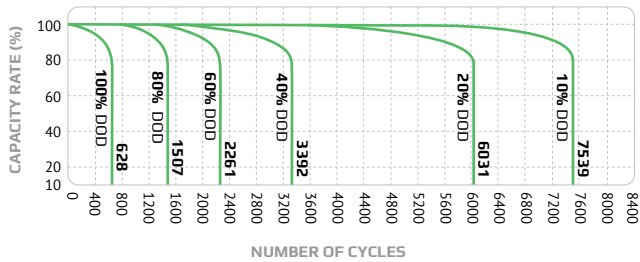
REGULAR CYCLE CHARGE CHARACTERISTICS 25°C (77°F).



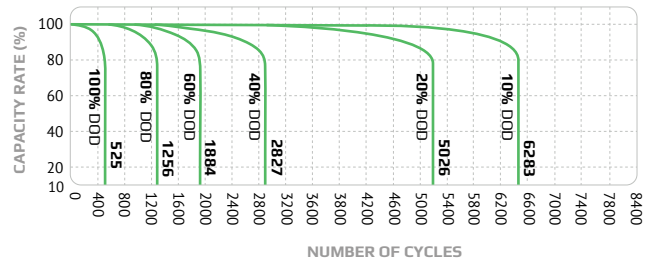
FLOATING CHARACTERISTICS 25°C (77°F).



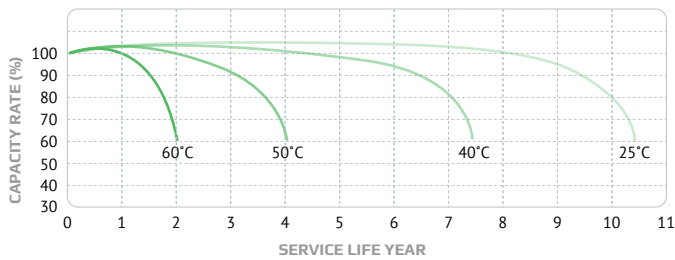
CYCLE LIFE CURVE GRAPH 25°C (77°F).



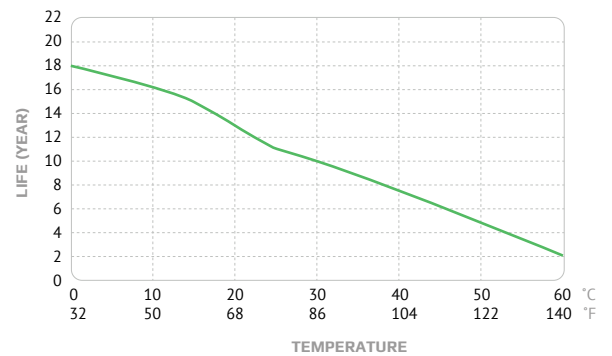
CYCLE LIFE CURVE GRAPH 40°C (104°F).



TEMPERATURE & FLOAT SERVICE LIFE.



FLOAT SERVICE LIFE CURVE GRAPH.



TEMPERATURE & DISCHARGE CAPACITY.

