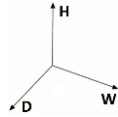


BTH 7.2 VRLA Battery Bank



- No Battery Inside
- Final Customer decides type of Battery
- For Lead AGM Battery
- Output: 24 VDC 7 Ah
- Protection: Fuse
- Connection with screws
- Short circuit Protection
- IP20
- Wall Mount with screws
- Din Rail Mount

Feature

Battery Bank for DC-UPS "All In One". Lead AGM, VRLA technology, maintenance-free lead-acid batteries with serial fuse. Simple connection with screws for Wall mount or DIN rail.

Technical Data

| | |
|---------------------------|---------------------|
| Nominal Input Voltage | 24 VDC |
| Battery Type for Lead AGM | No Battery |
| Dimension (WxHxD) | 65x94x151 mm |
| Protection Fuse | Flat type Mini 25 A |
| Recovery Fuse | Flat type Mini 25 A |

Charging Data

| | |
|---|----------|
| End-of-charge Voltage (trickle charge) 20°C | 27.5 VDC |
| End-of-charge Voltage (trickle charge) 30°C | 26.8 VDC |
| End-of-charge Voltage (trickle charge) 40°C | 26.1 VDC |
| Max. permissible charging current | 2.16 A |

Discharging Data

| | |
|--------------------------------------|-------------|
| Battery disconnection from CBI | < 19 VDC |
| Max. permissible Discharging current | 25 A |
| Self-discharge rate at 20 °C | 15% x month |

General Data

| | |
|--------------------------------------|-----------------------------------|
| Protection Degree (EN/IEC 60529) | IP 20 |
| Protection Class | III |
| Connection Terminal Block Screw Type | 0.5-16 mm ² (20-6 AWG) |
| Dimension (WxHxD) | 139x203x129 mm |
| Weight | 1.5 kg |
| DIN Rail | Yes |
| Wall mount | Yes |

Climatic Data

| | |
|------------------------------------|-------------|
| Ambient Temperature operation | 0 ... 40 °C |
| Ambient Temperature Storage | 0 ... 40 °C |
| Humidity at 25 °C, no condensation | 95 % |

Norms and certifications

The CE mark in According to EMC Directive 2014/30/UE and Low voltage Directive 2014/35/UE.

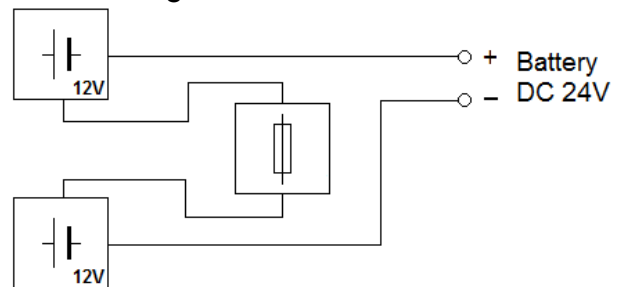
Electrical Safety

In compliance to UL508, EN IEC 61010-2-201:2018
According to EN 60950-1/VDE 0805 (SELV) and EN 50178/VDE 0160 (PELV).
EN IEC 62368-1: 2014/AC:2015

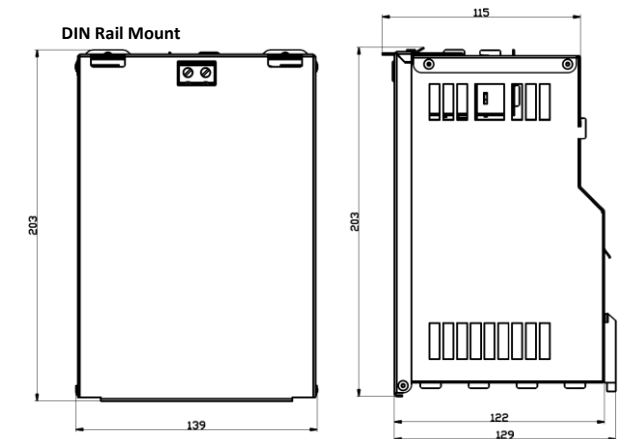
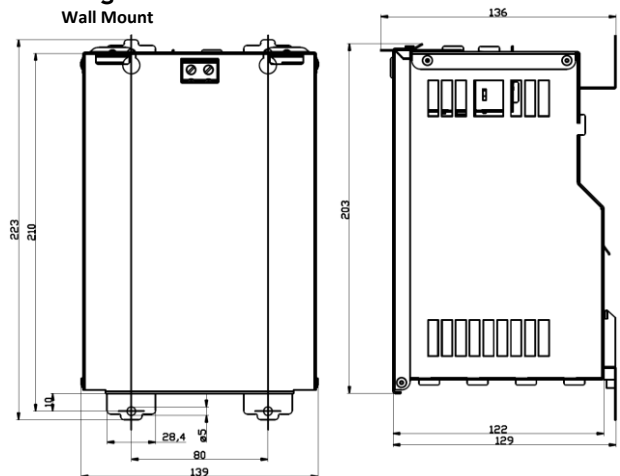
Buffering time (min)

| Battery Size | 1.3 Ah | 3 Ah | 7 Ah | 12 Ah |
|--------------|--------|------|------|-------|
| Load 1.5 A | 20 | 60 | 200 | 400 |
| Load 3 A | 8 | 30 | 120 | 240 |
| Load 5 A | 3 | 15 | 55 | 100 |
| Load 7.5 A | 2 | 10 | 30 | 60 |
| Load 10 A | No | 7 | 20 | 45 |
| Load 12 A | No | 3 | 12 | 30 |
| Load 15 A | No | No | 9 | 20 |
| Load 20 A | No | No | 7 | 13 |

Electrical Diagram



Drawings



Accessory

Protection Fuse Flat Type Mini 25 A

