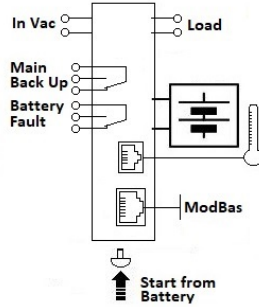



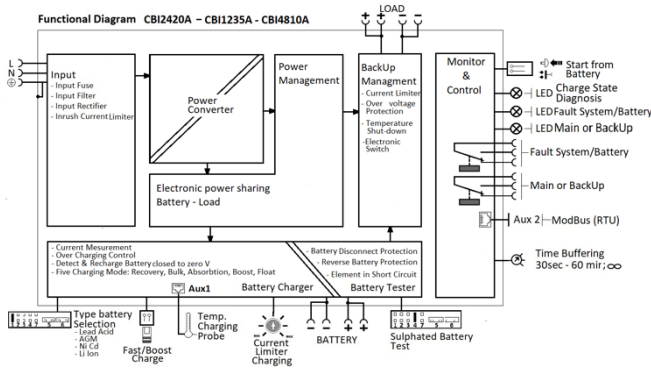
CBI1235A ALL In One



Input: Single-phase 115 - 277 Vac
 Output Load: power supply 12 Vdc; 35 A
 Output Battery: charging 12 Vdc; 35 A
 Suited for the following battery types: Open Lead Acid, Sealed Lead Acid, lead Gel and Ni-Cd
 Automatic diagnostic of battery status. Charging curve IUoU, constant voltage and constant current Battery Life Test function (Battery Care)
 Switching technology, output voltage 10-14.4 Vdc
 Three charging levels: Boost, Float and Recovery
 Protected against short circuit and inverted polarity
 Signal output (contact free) for discharged or damaged battery
 Signal output (contact free) for mains or Back-UP
 Protection degree IP20 - DIN rail; Space saving

Technical features

Thanks to the All In One units (DC-UPS), it will be possible to optimize power management. The available power is automatically allocated between load and battery, supplying power to the load is the first priority of the unit thus it is not necessary to double the power, because also the power going to the battery will go to the load if the load so requires. The maximum available current on the load output is 2 times the value of the device rated current In. We call "Battery Care" the concept based on algorithms that implement rapid and automatic charging, battery charge optimization during time, flat batteries recovery and real time diagnostic during installation and operation. The Real Time Auto-diagnostic system, monitoring battery faults such as, battery Sulfated, elements in short circuit, accidental reverse polarity connection, disconnection of the battery, they can easily be detected and removed by help of Blink Code of Diagnosis Led; during the installation and after sell. The continuous monitoring of battery efficiency, reduces battery damage risk and allows a safe operation in permanent connection. Each device is suited for all battery types, by means of jumpers it is possible setting predefined curves for Open Lead Acid, Sealed Lead Acid, Gel, Ni-Cd (option). They are programmed for two charging levels, boost and charge, but they can be changed to single charging level by the user. A rugged casing with bracket for DIN rail mounting provide IP20 protection degree. They are extremely compact and cost-effective.



Input Current (115 – 230 Vac)	9 – 4.5 A
Internal fuse (not replaceable)	10 A
External Fuse (recommended) MCB curve B	16 A
Output Data (internal power supply)	
Output Voltage (Vn) / Nominal Current (In)	12 Vdc / 35A
Output Current In = Iload	35 A
Efficiency (at 50% of rated current)	≥ 91 %
Residual Ripple	≤ 80 mVpp
Turn-On delay after applying mains voltage	1 sec. (max)
Start up with Strong Load (capacitive load)	Yes, Unlimited
Dissipation power load max (W)	48
Short-circuit protection)	Yes
Over Load protection	Yes
Over Voltage Output protection	Yes (typ. 35 Vdc)
Overheating Thermal protection	Yes

Battery Output

Boost charge (25 °C) (at In)	14.4 Vdc
Max.Time Boost–Bulk charge (Typ. at IN)	15 h
Min.Time Boost–Bulk charge (Typ. at IN)	1 min.
Float charge (25 °C) (at In)	27.5 Vdc
Jumper Configuration battery type (V/cell)	2,23;2,25;2,27;2,3; NiCd:1,4; Li-ion 3.45
Recovery Charge	2 – 9 Vdc
Charging current max I _{batt}	35 A ± 5%
Charging current limiting I _{adj}	10 ± 100 % / I _{batt}
Reverse battery protection	Yes
Sulfated battery check	Yes by Jumper
Short circuit Element Detection	Yes
Detection of element in short circuit	Yes
Quiescent Current max.	≤ 100 mA
Charging Curve automatic: IUoU	4 stage
Remote Input Control (RTCONN cable)	Boost / Float

Load Output

Output voltage Vdc (at In)	10 – 14.4 V (17 Ni-Cd)
Nominal current I _{load}	1.1 x In A ± 5%
Continuous current (Without battery) I _{load=In}	35 A
Continuous current (With battery) I _{load=In+I_{batt}}	70 A
Max. current Output Load (Main) I _{load} (4 sec.)	105 A max.
Max. current Output Load (Back Up) I _{load} (4 sec.)	70 A max.
Start From Battery Without Main (Remote Input Control)	RTCONN (cable) Push Button
Time Buffering; min (switch output off without main input)	0.5;2;5;10;15; 20; 30; 45;60;∞
Threshold alarm Battery almost flat	9 – 10 Vdc batt
LVD. (Protections against total Batt. discharge)	10 – 11 Vdc batt

Signal Output (free switch contacts)

Main or Backup Input Power	Yes
Low Battery	Yes
Fault Battery or system	Yes

Type of Signal Output Contact

Dry Contact. Current can be switched (EN60947.4.1): Max: DC1: 30 Vdc 1 A; AC1: 60 Vac 1A (Resistive load) Min: 1mA at 5 Vdc (Min permissible load)

Fault System / Low Battery	C	NC	NO
Main or Back Up	C	NC	NO

Signal Input / Output (RJ45)

Temp. Comp. Battery (with external probe)	RJ Temp (cable) Aux 1
Remote monitoring data:	RJ45: Aux 2 ModbusRTU (RS485)
Protocol:	

Norms and Certifications

In Conformity to: IEC/EN 60335-2-29 Battery chargers; e_{CE} EN60950 / UL60950-1 and CSA C22.2 No. 60950-1-07 (Information Technology Equipment) – Safety – Part1: General Requirement. Electrical safety; EN54-4 Fire Detection and fire alarm systems; 89/336/EEC EMC Directive; 2014/35/UE (Low Voltage); DIN41773 (Charging cycle); Emission: IEC 61000-6-3; Immunity: IEC 61000-6-2. CE.

Climatic Data

Ambient temperature (operation)	-25 ÷ +70°C
De Rating T ^a > 50°C	- 2.5%(In) / °C
Ambient temperature Storage	-40 ÷ +85°C
Humidity at 25 °C no condensation	95% to 25°C
Altitude: 0 to 2 000m - 0 to 6 560ft	No restrictions
Altitude: 2 000 to 6 000m - 6 560 to 20 000ft	De-rating 5°C/1000m
Cooling	Auto convention

General Data

Insulation voltage (IN/OUT)	3000 Vac
Insulation voltage (Input / Earth, PE)	2000 Vac
Insulation voltage (Out Load & Battery / Earth, PE)	500 Vac
Insulation voltage (Out Load, Battery, Aux2 / Fault System & Main or Back Up terminal)	500 Vac
Protection Class (EN/IEC 60529)	IP20
Reliability: MTBF IEC 61709	> 300.000 h
Pollution Degree Environment	2
Connection Terminal Blocks screw Type	2,5mm(24–14AWG)
Protection class (PE Connected)	I, with PE
Dimensions (w-h-d)	150x115x135 mm
Weight	1.55 kg approx.

Input Data

Nominal Input Voltage Vac	115 – 230– 277
Voltage range Vac	90 – 135 180 – 305
Inrush Current (Vn – In nom. Load) Pt	≤ 35 A ≤ 5 msec.
Frequency	47 ÷ 63 Hz