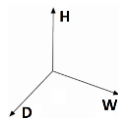


# BTH 3.4 VRLA Battery Bank



- No Battery Inside
- Final Customer decides type of Battery
- For Lead AGM Battery
- Output: 24 VDC 3 Ah
- Protection: Fuse
- Connection with screws
- Short circuit Protection
- IP20
- Wall Mount with screws
- Din Rail Mount

## Feature

Battery Bank for DC-UPS "All In One". Lead AGM, VRLA technology, maintenance-free lead-acid batteries with serial fuse. Simple connection with screws for Wall mount or DIN rail.

## Technical Data

Nominal Input Voltage	24 VDC
Battery Type for Lead AGM	No Battery
Dimension (WxHxD)	67x60x134 mm
Protection Fuse	Flat type Mini 25 A
Recovery Fuse	Flat type Mini 25 A

## Charging Data

End-of-charge Voltage (trickle charge) 20°C	27.5 VDC
End-of-charge Voltage (trickle charge) 30°C	26.8 VDC
End-of-charge Voltage (trickle charge) 40°C	26.1 VDC
Max. permissible charging current	0.9 A

## Discharging Data

Battery disconnection from CBI	< 19 VDC
Max. permissible Discharging current	25 A
Self-discharge rate at 20 °C	15% x month

## General Data

Protection Degree (EN/IEC 60529)	IP 20
Protection Class	III
Connection Terminal Block Screw Type	0.5-16 mm <sup>2</sup> (20-6 AWG)
Dimension (WxHxD)	75x193x164 mm
Weight	1.3 kg
DIN Rail	Yes
Wall mount	Yes

## Climatic Data

Ambient Temperature operation	0 ... 40 °C
Ambient Temperature Storage	0 ... 40 °C
Humidity at 25 °C, no condensation	95 %

## Norms and certifications

The CE mark in According to EMC Directive 2014/30/UE and Low voltage Directive 2014/35/UE.

## Electrical Safety

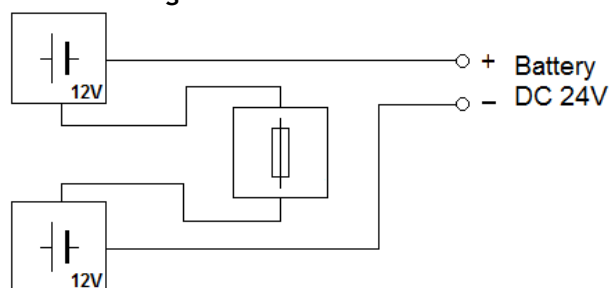
In compliance to UL508.

According to EN 60950-1/VDE 0805 (SELV) and EN 50178/VDE 0160 (PELV).

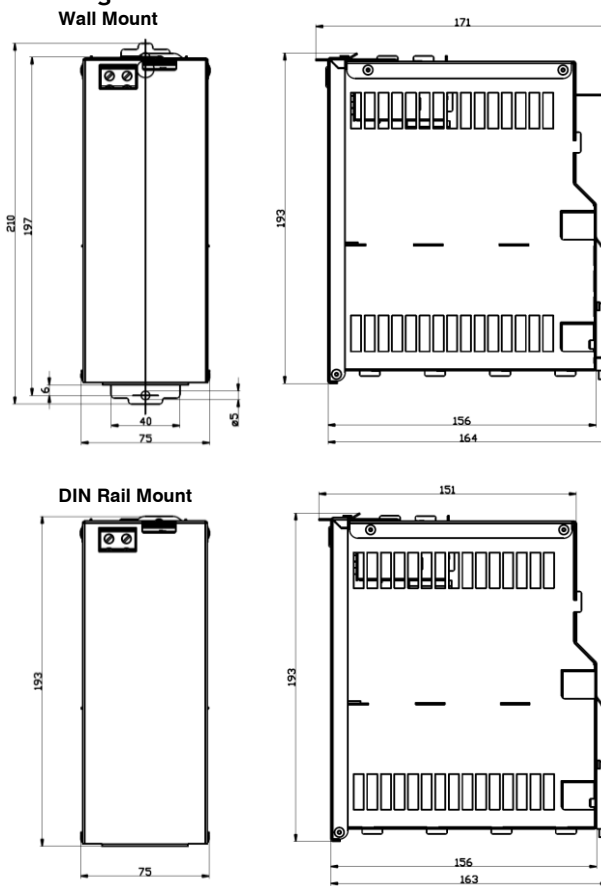
## Buffering time (min)

Battery Size	1.3 Ah	3 Ah	7 Ah	12 Ah
Load 1.5 A	20	60	200	400
Load 3 A	8	30	120	240
Load 5 A	3	15	55	100
Load 7.5 A	2	10	30	60
Load 10 A	No	7	20	45
Load 12 A	No	3	12	30
Load 15 A	No	No	9	20
Load 20 A	No	No	7	13

## Electrical Diagram



## Drawings



## Accessory

Protection Fuse Flat Type Mini 25 A

